



 **Coromandel Reimagined**

Investor Presentation Q4 FY24-25

Disclaimer

Certain statements made in this presentation may not be based on historical information or facts and may be “forward looking statements,” including those relating to general business plans and strategy of Coromandel International Ltd, its future outlook and growth prospects, and future developments in its businesses and its competitive and regulatory environment. Actual results may differ materially from these forward-looking statements due to a number of factors, including future changes or developments in Coromandel’s business, its competitive environment, its ability to implement its strategies and initiatives and respond to technological changes and political, economic, regulatory and social conditions in India.

This presentation does not constitute a prospectus, offering circular or offering memorandum or an offer, or a solicitation of any offer, to purchase or sell, any shares and should not be considered as a recommendation that any investor should subscribe for or purchase any of Coromandel’s shares. Neither this presentation nor any other documentation or information (or any part thereof) delivered or supplied under or in relation to the shares shall be deemed to constitute an offer of or an invitation by or on behalf of Coromandel. Coromandel, as such, makes no representation or warranty, express or implied, as to, and does not accept any responsibility or liability with respect to, the fairness, accuracy, completeness or correctness of any information or opinions contained herein.

The information contained in this presentation, unless otherwise specified is only current as of the date of this presentation. Coromandel assumes no responsibility to publicly amend, modify or revise any forward looking statements, on the basis of any subsequent development, information or events, or otherwise. Unless otherwise stated in this document, the information contained herein is based on management information and estimates. The information contained herein is subject to change without notice and past performance is not indicative of future results. Coromandel may alter, modify or otherwise change in any manner the content of this presentation, without obligation to notify any person of such revision or changes. This presentation may not be copied and disseminated in any manner.

THE INFORMATION PRESENTED HERE IS NOT AN OFFER OR SOLICITATION OF ANY OFFER TO PURCHASE OR SELL ANY EQUITY SHARES OR ANY OTHER SECURITY OF COROMANDEL INTERNATIONAL LTD.

Q4 Performance Summary - Consolidated

	Revenue from Operations	EBITDA*	Profit After Tax	Book Value (per share)	Basic EPS	Net Debt to equity ratio
Q4 FY25	₹ 4,988 Cr	₹ 426 Cr	₹ 578 Cr	₹ 377	₹ 19.7	0.0 times
	↑ 27%	↑ 56%	↑ 253%	↑ 18%	↑ 262%	↕
Q4 FY24	₹ 3,913 Cr	₹ 273 Cr	₹ 164 Cr	₹ 320	₹ 5.45	0.0 times

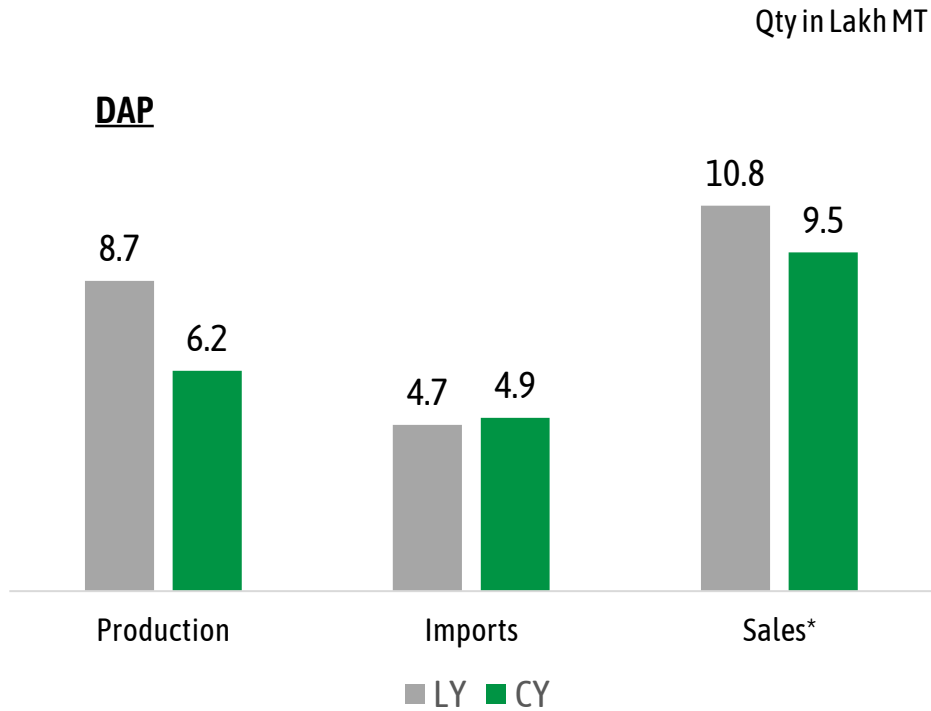
* Excluding exceptional items & share of profit/(loss) in JV & Associate

FY25 Performance Summary - Consolidated

	Revenue from Operations	EBITDA*	Profit After Tax	Book Value (per share)	Basic EPS	Net Debt to equity ratio
FY24-25	₹ 24,085 Cr	₹ 2,628 Cr	₹ 2,055 Cr	₹ 377	₹ 70.23	0.0 times
	↑ 9%	↑ 10%	↑ 25%	↑ 18%	↑ 26%	↕
FY23-24	₹ 22,058 Cr	₹ 2,399 Cr	₹ 1,641 Cr	₹ 320	₹ 55.81	0.0 times

* Excluding exceptional items & share of profit/(loss) in JV & Associate

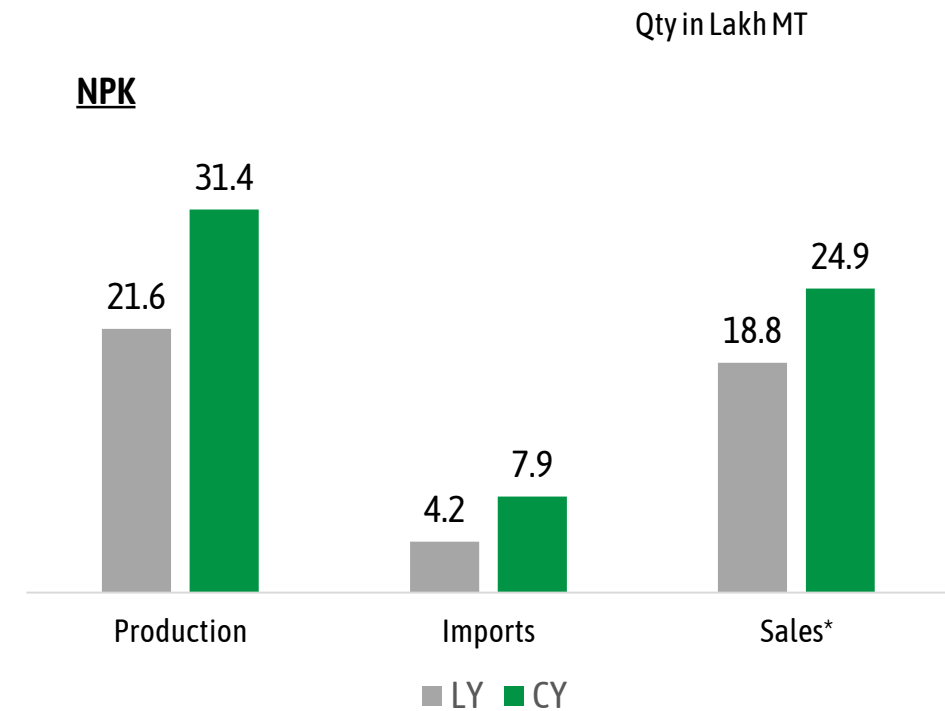
Fertiliser Industry: DAP & NPK - Q4 FY25



Production growth: -29%

Imports growth: 4%

Sales growth: -12%



Production growth: 45%

Imports growth: 89%

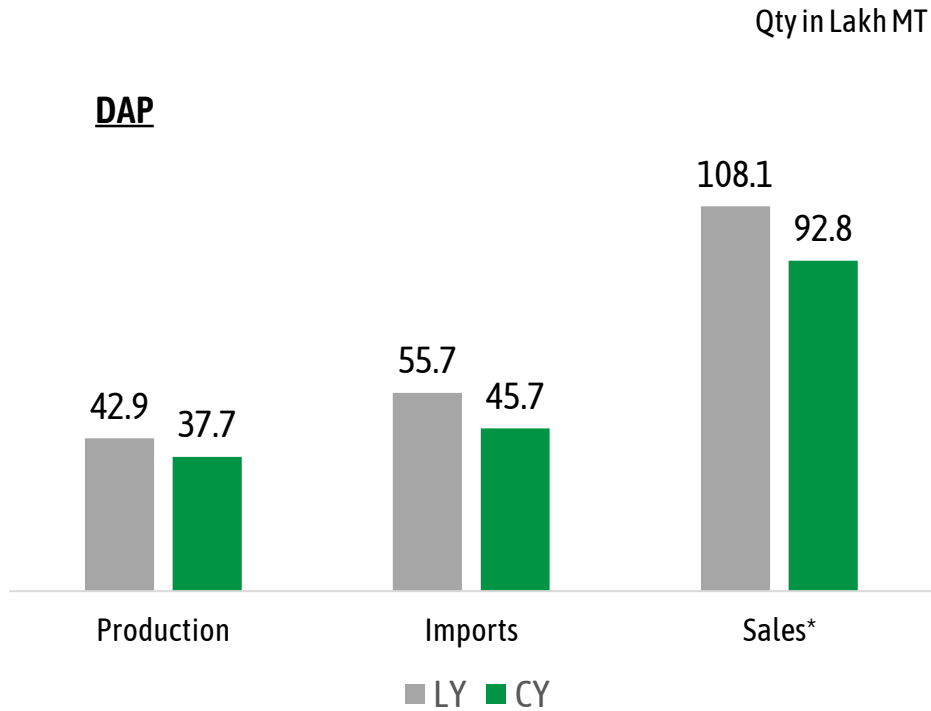
Sales growth: 32%

* DBT sales

Source: FAI

Fertiliser Industry: DAP & NPK - FY25

DAP



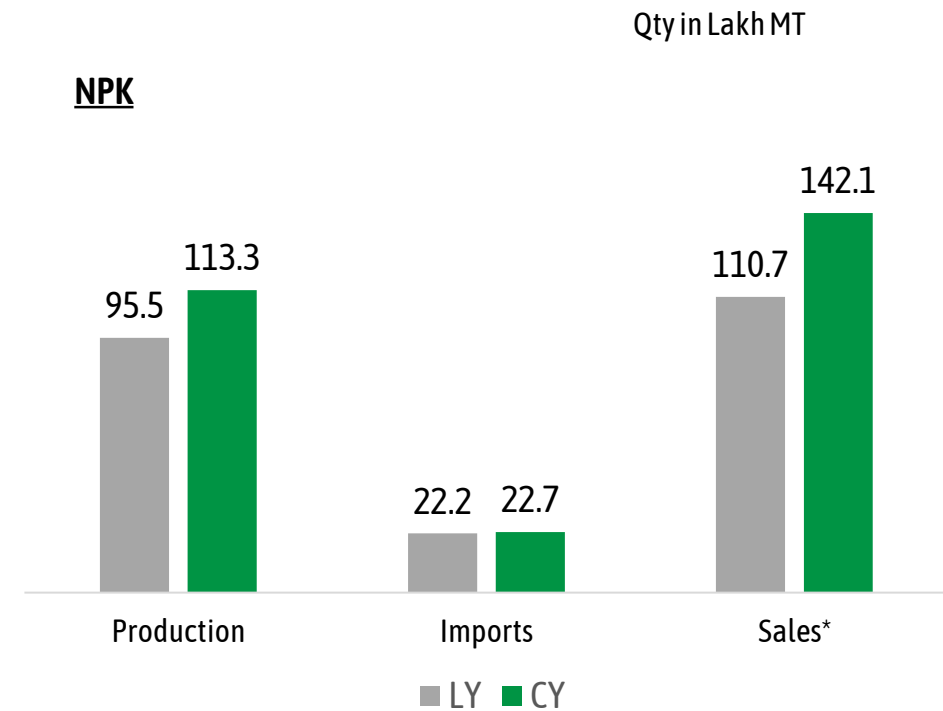
Production growth: -12%

Imports growth: -18%

Sales growth: -14%

* DBT sales

NPK



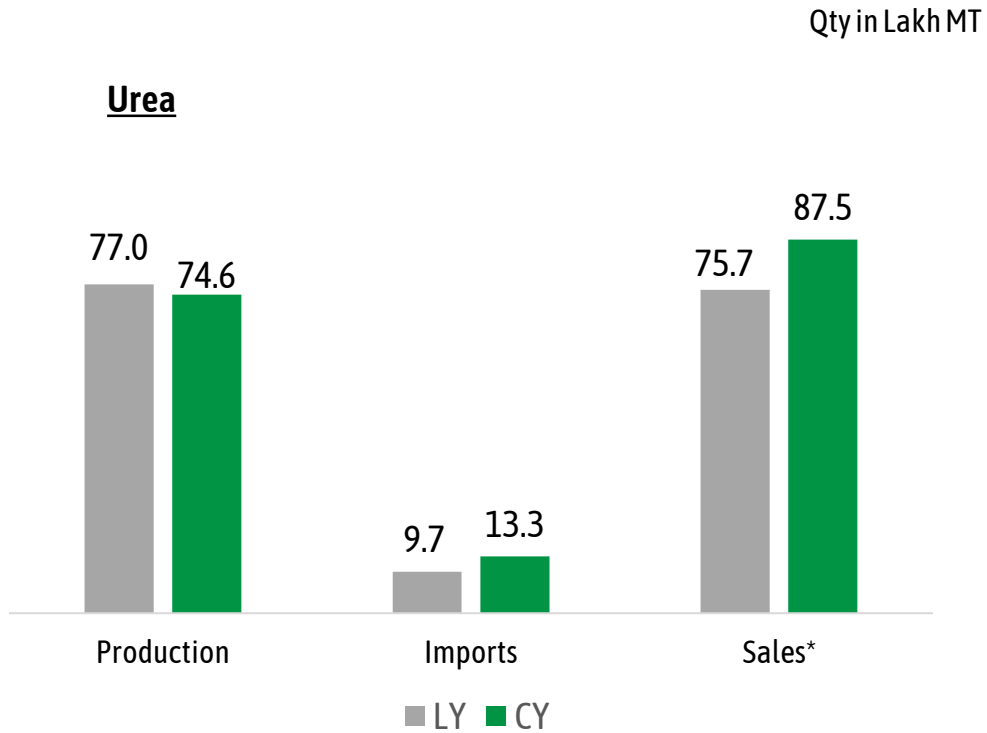
Production growth: 19%

Imports growth: 2%

Sales growth: 28%

Source: FAI

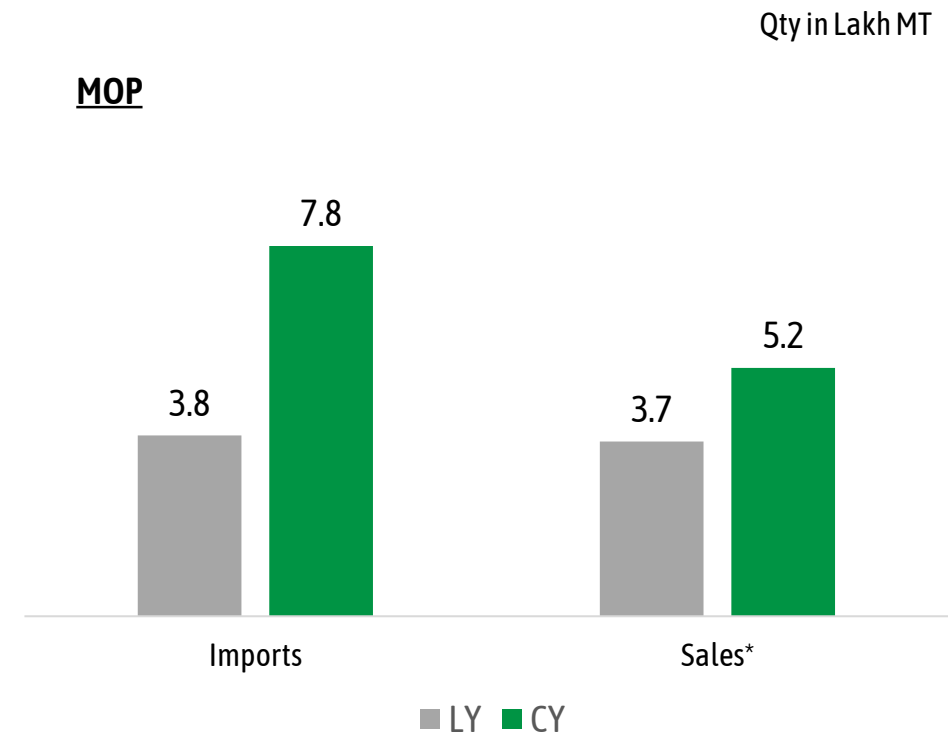
Fertiliser Industry: Urea & MOP - Q4 FY25



Production growth: -3%

Imports growth: 37%

Sales growth: 16%

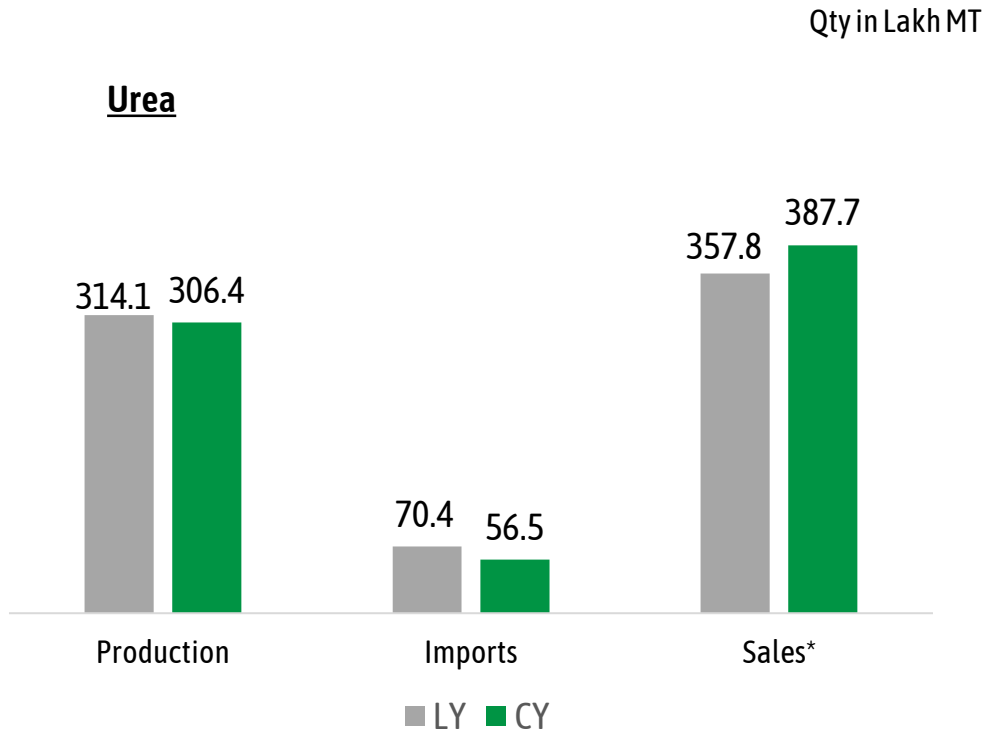


Imports growth: 105%

Sales growth: 42%

* DBT sales

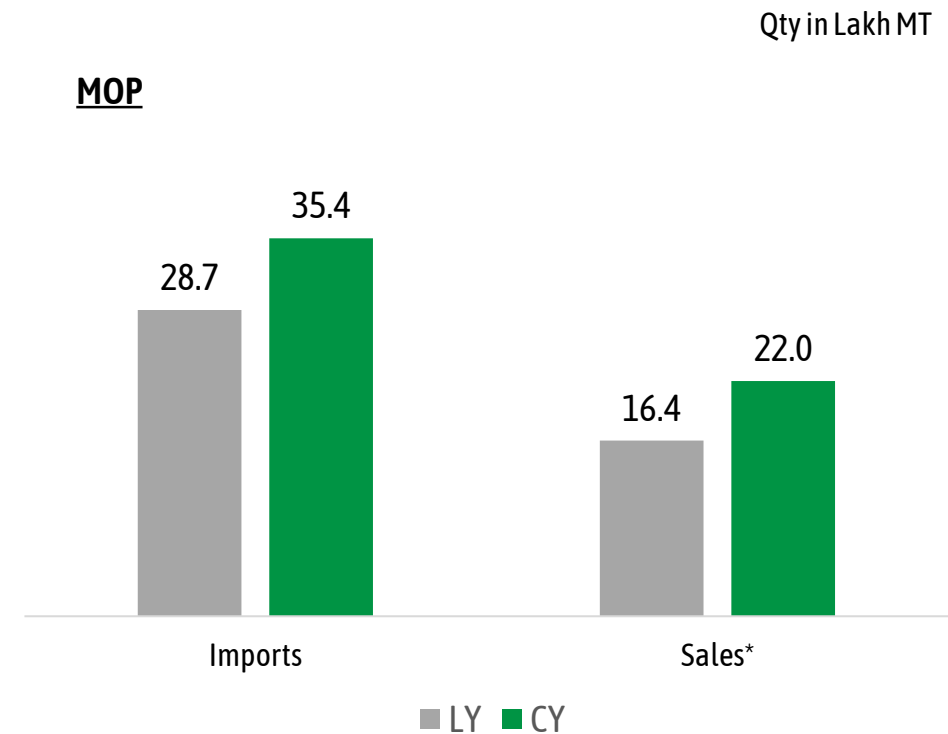
Source: FAI



Production growth: -2%

Imports growth: -20%

Sales growth: 8%



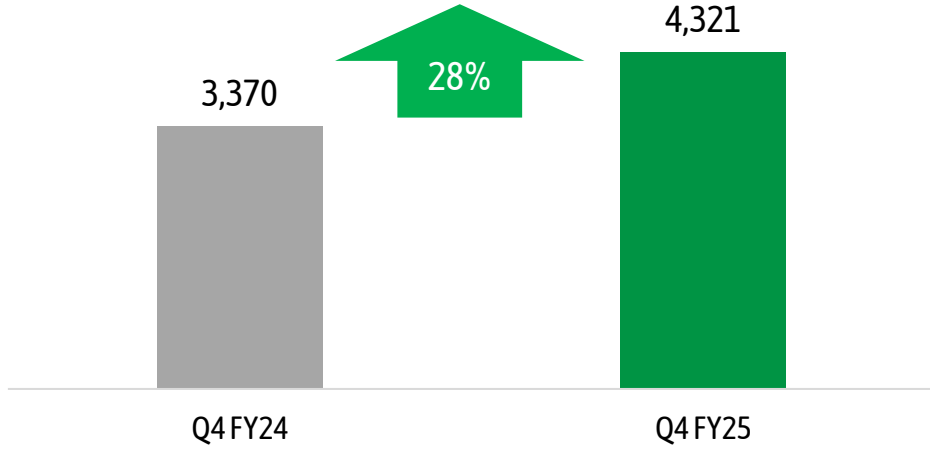
Imports growth: 23%

Sales growth: 34%

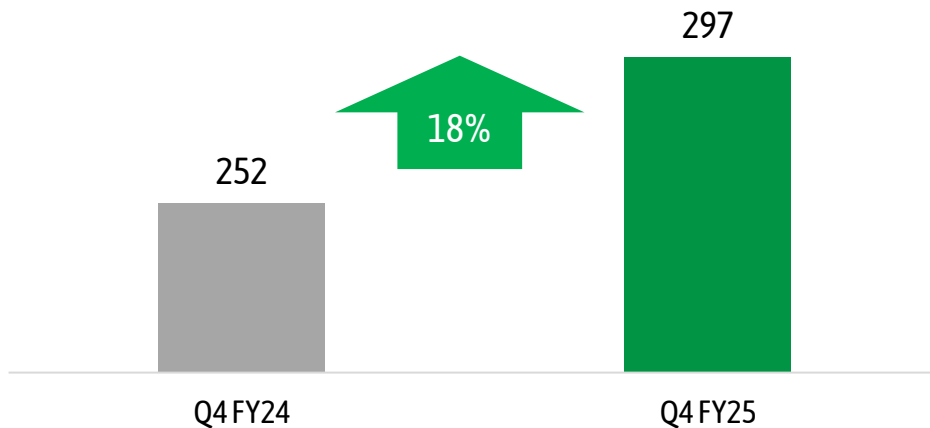
* DBT sales

Source: FAI

Sales in Rs. Crs



PBIT in Rs. Crs



Note: Sales & PBIT (before un-allocable exp.)
is given per Consolidated financials

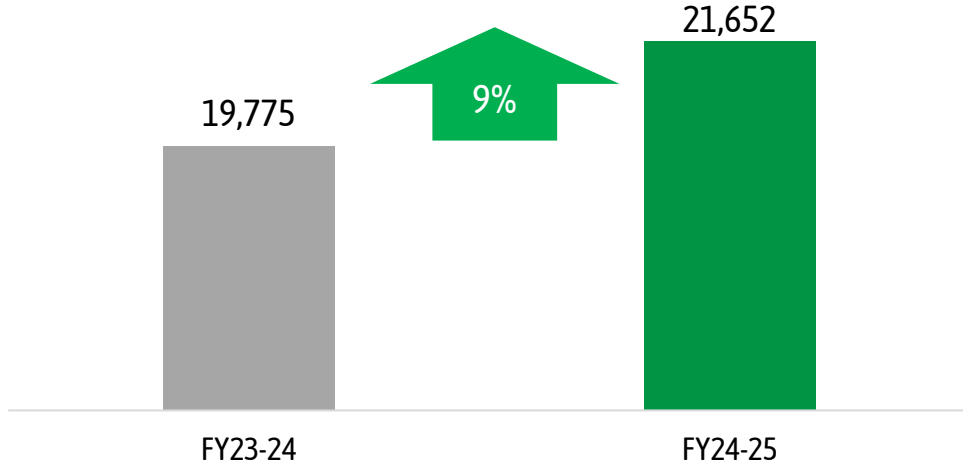
Volume Summary – Sales*

Vol. in Lakh MT

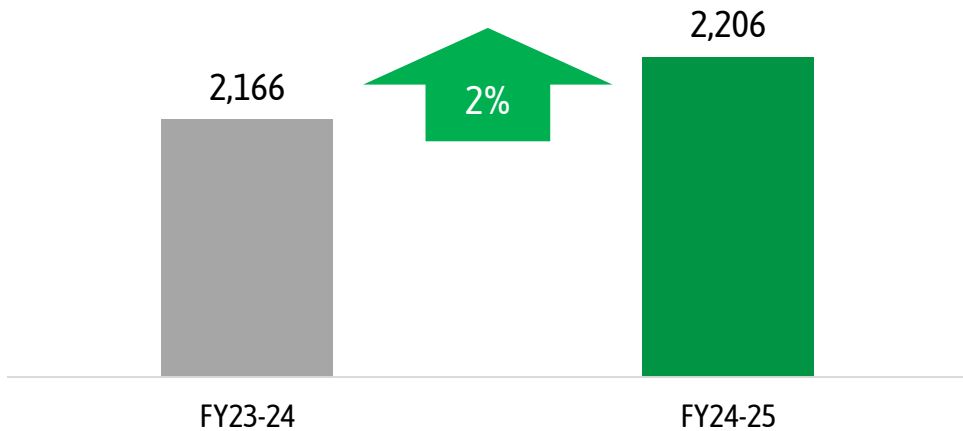
Segment	Q4 FY24	Q4 FY25	Growth
NPK+DAP			
Manufactured	5.39	6.07	12.5%
Imported	0.51	0.97	92.4%
Total	5.90	7.04	19.4%
SSP			
	1.19	2.01	68.2%
MOP			
	0.12	0.13	5.1%
Urea			
	3.72	4.33	16.4%

*Primary sales

Sales in Rs. Crs



PBIT in Rs. Crs



Note: Sales & PBIT (before un-allocable exp.)
is given per Consolidated financials

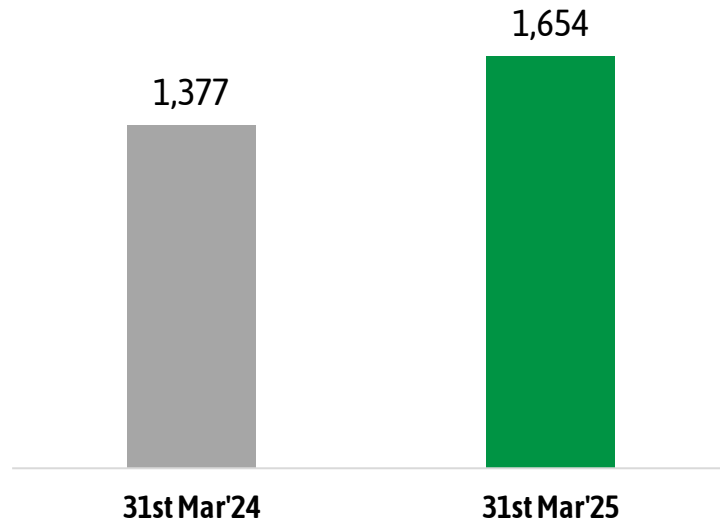
Volume Summary – Sales*

Vol. in Lakh MT

Segment	FY23-24	FY24-25	Growth
NPK+DAP			
Manufactured	32.01	34.13	6.6%
Imported	3.42	5.74	67.9%
Total	35.43	39.88	12.5%
SSP			
	6.54	7.73	18.1%
MOP			
	0.83	0.69	-16.5%
Urea			
	11.10	13.59	22.4%

*Primary sales

Subsidy Outstanding (Rs. in Cr)



Nutrient based subsidy rates (Rs/kg)

Period	N	P	K	S
FY24 H1	76.49	41.03	15.91	2.80
FY24 H2	47.02	20.82	2.38	1.89
FY25 H1	47.02	28.72	2.38	1.89
FY25 H2	43.02	30.80	2.38	1.76
FY26 H1	43.02	43.60	2.38	2.61

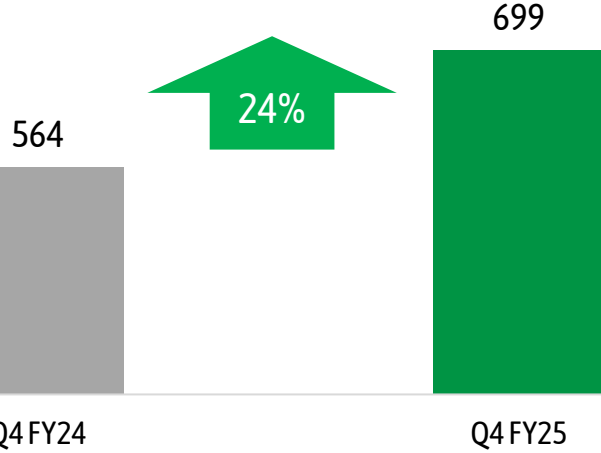
Q4: Receipts of **Rs. 2,190 Cr** (LY: Rs. 2,165 Cr)

YTD Mar: Receipts of **Rs. 8,082 Cr** (LY: Rs. 9,198 Cr)

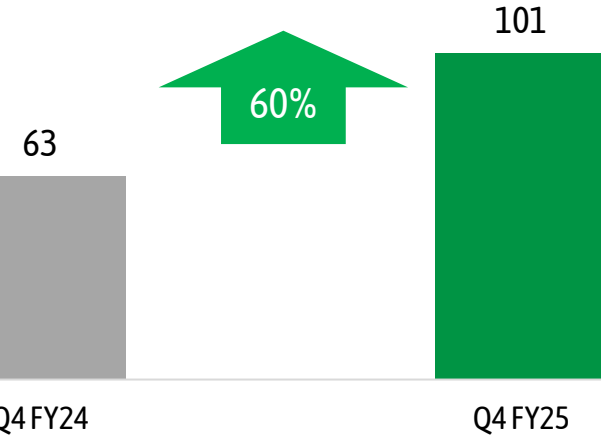
CIL: Crop Protection segment - Q4 & YTD FY25

Q4

Sales* in Rs. Crs



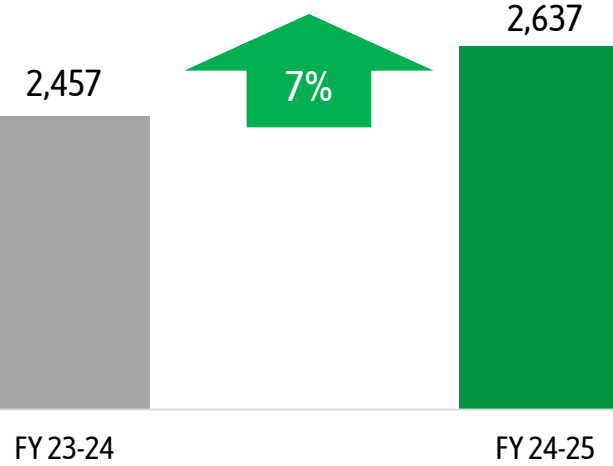
PBIT* in Rs. Crs



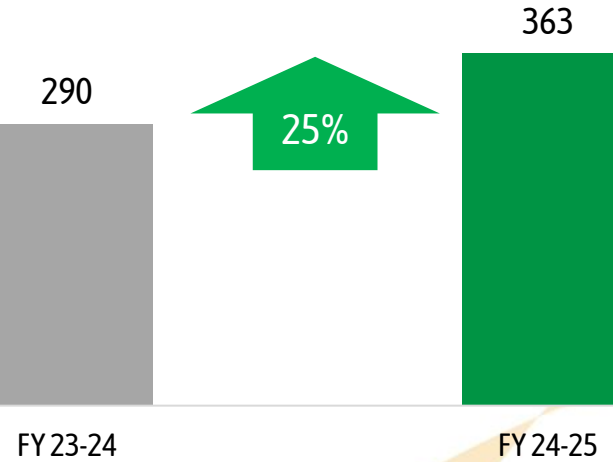
Note: Sales & PBIT(before un-allocable exp.) is given as per Consolidated financials

YTD March

Sales* in Rs. Crs



PBIT* in Rs. Crs



* Includes Crop Protection & Bioproducts

CIL: Consolidated P&L – Q4 & FY25

Rs. Crs

Q4 LY	FY24	P&L(Summary)	Q4 CY	FY25	Q4 Gr%	FY Gr%
3,913	22,058	Revenue from Operations	4,988	24,085	27%	9%
273	2,399	EBITDA*	426	2,628	56%	10%
7%	11%	EBITDA Margin %	9%	11%		
63	229	Depreciation	85	290		
62	187	Finance cost	66	262		
-	-	Exceptional items	347	347		
164	1,641	PAT	578	2,055	253%	25%
4%	7%	PAT %	12%	9%		

* Excluding exceptional items & share of profit/(loss) in JV & Associate



Corporate Office:

Coromandel International Ltd.,
Olympia Terraces, 15B(SP),
SIDCO Industrial Estate, Guindy,
Chennai – 600032, Tamil Nadu

Thank you